

CABINET CATALOG



TIMBER
PAGE 5

"...and ourselves your servants for Jesus' sake." II Corinthians 4:5b



You have a knack for creating a perfect space. Sometimes that means simply replacing a broken faucet or repairing a crack in a driveway. Other times, you dream of a modern-looking bathroom, a more efficient way to organize the mess of cookware in the kitchen cabinets, or a better way of accessing the highest shelf of the bookcase or pantry.

For over 40 years, Custom Service Hardware has been helping everyone from DIY-minded homeowners to large cabinet shops realize their visions for their homes and projects. We have poured countless hours into creating the best experience for you—providing a wide variety of hardware options, a robust and comprehensive website, the most competitive pricing on the market, informative video guides, and top notch customer service. We'll not only help you find exactly what you need, but also go above and beyond to answer your questions, give you advice, and help you in any other way possible.

CSH will help you take your vision for any project and make it a reality.

Mike Allen, CSH President

WE BELIEVE:

- 1. That our customers must be given the best possible service.
 - 2. That we must keep our operating costs as low as possible—to keep your savings as high as possible.
 - 3. That our business ethics must be consistent with the faith of the owners in Jesus Christ and His Word, the Bible.
- We invite you to write or call our president, Mike Allen. If what we do, does not match what we believe, **we will make it right.**

SHIPPING:

Shipping is quoted at the time the order is placed. All shipments ship direct from the manufacturer to the customer. Orders ship in a variety of ways from ground to box truck to LTL freight. Lift gate may be an option with additional charge. Method of shipping will be confirmed and expressed to the customer when the order is placed, and shipping has been booked.

FOR RUSH ORDERS:

Expedited shipping is available upon request at additional cost.

BACK ORDERS:

Sometimes an item(s) from a product line may be backordered by our manufacturer. We will work with the customer to find the best solution by either shipping the complete order, or by separating the stocked items from the backorder. Additional shipping charges may apply for separate orders.

SHORTAGE & CONCEALED DAMAGES:

Shortages and/or concealed damage must be reported as soon as possible within the first 48 hours of receiving. It is expected that all items be inspected upon arrival within that 48 hours to note any damage or shortages so that a claim may be filed.

DAMAGED SHIPMENTS:

Freight Shipments must have a notation of "damage" for any damage claim to be considered. Any other comments are not accepted. It is the purchaser's responsibility to sign the delivery receipt appropriately. Do not install damaged or defective products. Assembly or modification of the products may avoid damage claims. CSH is not responsible for reimbursement of labor. To file a claim, please send an email to service@cshardware.com

RETURN MERCHANDISE AUTHORIZATION:

Please contact your sales rep with questions regarding returns. The returns policy range By manufacturer from no returns to limited returns and depend on the manufacturer and product line. If a return is accepted by the manufacture, return shipping is the responsibility of the customer as well as the products arrival in new condition. Restock fees may apply and vary by manufacturer.

CREDIT

We allow up to 3 weeks to process and issue any credit once return is received and approved.

SPECIAL ORDERS/CUSTOM

Special order products and tools are non-returnable unless goods are determined to be defective under the manufacturer's warranty. Cancellation of special-order products may result in fee.

ORDER INFORMATION:

Telephone toll free, 1-800-882-0009, and talk with one of our friendly, trained staff, and they will assist you in placing your order. Please use part numbers. Use our 24-hour FAX line to send your purchase order, (262) 375-7971. This will minimize your phone time and reduce communication errors. E-mail your orders to service@cshardware.com. Place your order on the web at www.cshardware.com. **Will call** orders should be called in one hour before pick-up to allow adequate time to process orders.

PAYMENT TERMS AND FEES:

COD: Sorry, no C.O.D. orders are accepted. Please use Discover, MasterCard, or Visa.
Credit terms: call or write our credit department (Sales of \$500.00 opening order and \$500.00 per month required for terms). CSH reserves the right to allow or terminate terms.
Returned checks are subject to a \$50.00 charge and account terms may be changed to Visa/MC or cash.

Sales Tax : We are required to collect sales tax on orders shipping to any state where Custom Service Hardware has Nexus unless we are provided with a valid exemption certificate.

Purchases made over the Internet or by other remote means are not necessarily exempt from tax in the state where you reside. Many states require residents to pay the use tax to the state tax authorities. For more information and the appropriate forms and instructions, please visit your state's website.

Hazardous material charges will be added to invoice when applicable.

WARRANTY:

Each Manufacturer will have a unique warrantee policy for their specific lines, for more information on manufacture and product line warranties, please speak with a sales representative.

LIABILITY:

The customer shall be responsible for testing and verifying the suitability of the product for intended use. The customer assumes all risk and liability. Our only obligation is to replacement or, alternatively, a credit for the cost of the product proven defective. We shall not be liable for any other damages, whether incidental, indirect, special, punitive, consequential or otherwise.

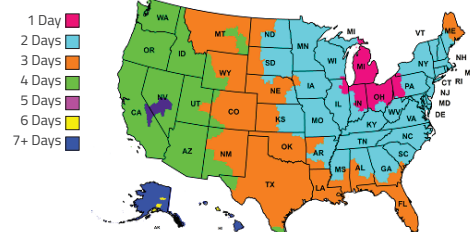
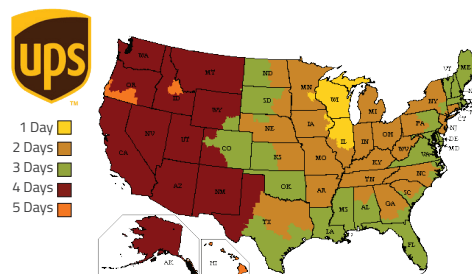
DISCLAIMER PLEASE READ!

PRICING INFORMATION:

Find pricing on our website, cshardware.com, or by calling a Cabinet Sales Representative at 800-882-0009, press 3

In today's global economy, the price of raw material is constantly changing, which means that some of our pricing is constantly changing as well. We are always working to get the best price for you.

Delivery day maps for shipments from WI:



SPEE-DEE Territory



Order online at www.cshardware.com

Call toll-free 800-882-0009 - 8 AM to 4:30 PM CST, Mon. - Fri.

Fax your order 24 Hours (262) 375-7970 or email your order at service@cshardware.com

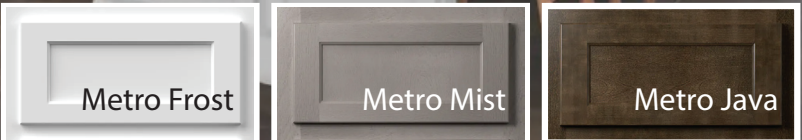
Fusion Collection



SPECIFICATIONS

FACE FRAME OR FRAMELESS	3/4 X 1 1/2 SOLID WOOD FACE FRAME
OVERLAY	FULL OVERLAY DOORS AND DRAWER FRONTS
DOOR AND DRAWER PANEL	WOOD FRAME, 3/8" MDF CENTER PANEL.
BOX CONSTRUCTION	1/2 PLYWOOD CONSTRUCTION DOVETAILED INTO FACE FRAME
SHELVES	5/8" SELECT PLYWOOD VENEER ADJUSTABLE SHELVES
DRAWER SLIDES	TANDEM PLUS BLUMOTION FULL EXTENSION CONCEALED DRAWER RUNNERS
DRAWER BOX	5/8" SOLID WOOD DRAWER BOX WITH DOVETAIL CONSTRUCTION
HINGES	BLUM CONCEALED COMPACT CLIP HINGES WITH QUICK-RELEASE TECHNOLOGY (6-WAY ADJUSTABLE)
DOOR STYLE	TRANSITIONAL
WOOD SPECIES/FINISH	BIRCH WOOD PAINTED AND STAINED. SIGNATURE/DESIGNER FINISHES AVAILABLE
INTERIOR	NATURAL FINISH
ASSEMBLY METHOD	PREASSEMBLED.
CARB CERTIFIED	CARB CERTIFIED FOR SALE IN CA
LEAD TIME	7-10 BUSINESS DAYS
SHIPS FROM	NEW JERSEY
SPECIAL FEATURES	LIMITED LIFETIME WARRANTY
VANITIES	BATHROOM DEPTHS AVAILABLE

Quest Collection



SPECIFICATIONS	
FACE FRAME OR FRAMELESS	3/4 X 1 1/2 SOLID WOOD FACE FRAME
OVERLAY	FULL OVERLAY DOORS AND DRAWER FRONTS
DOOR AND DRAWER PANEL	WOOD FRAME, 3/8" MDF CENTER PANEL.
BOX CONSTRUCTION	1/2 PLYWOOD CONSTRUCTION DOVETAILED INTO FACE FRAME
SHELVES	5/8" SELECT PLYWOOD VENEER ADJUSTABLE SHELVES
DRAWER SLIDES	TANDEM PLUS BLUMOTION 7/8" EXTENSION CONCEALED DRAWER RUNNERS
DRAWER BOX	5/8" SOLID WOOD DRAWER BOX WITH DOVETAIL CONSTRUCTION
HINGES	BLUM CONCEALED COMPACT CLIP HINGES WITH QUICK-RELEASE TECHNOLOGY (6-WAY ADJUSTABLE)
DOOR STYLE	SHAKER
WOOD SPECIES/FINISH	BIRCH WOOD PAINTED AND STAINED. SIGNATURE/DESIGNER FINISHES AVAILABLE
INTERIOR	NATURAL FINISH
ASSEMBLY METHOD	PREASSEMBLED.
CARB CERTIFIED	CARB CERTIFIED FOR SALE IN CA
LEAD TIME	7-10 BUSINESS DAYS
SHIPS FROM	NEW JERSEY
SPECIAL FEATURES	5 YEAR WARRANTY
VANITIES	BATHROOM DEPTHS AVAILABLE

Galaxy Collection



Timber



Cobblestone


SPECIFICATIONS	
FACE FRAME OR FRAMELESS	3/4 X 1 1/2 SOLID WOOD FACE FRAME
OVERLAY	FULL OVERLAY DOORS AND DRAWER FRONTS
DOOR AND DRAWER PANEL	WOOD FRAME, 3/8" MDF CENTER PANEL
BOX CONSTRUCTION	1/2 PLYWOOD CONSTRUCTION DOVETAILED INTO FACE FRAME
DRAWER BOX	5/8" SOLID WOOD DRAWER BOX WITH DOVETAIL CONSTRUCTION
SHELVES	5/8" SELECT PLYWOOD VENEER ADJUSTABLE SHELVES
DRAWER SLIDES	TANDEM PLUS BLUMOTION FULL EXTENSION UNDERMOUNT DRAWER RUNNERS
HINGES	BLUM CONCEALED COMPACT CLIP HINGES WITH QUICK-RELEASE TECHNOLOGY (6-WAY ADJUSTABLE)
DOOR STYLE	FLAT PANEL (SHAKER STYLE)
WOOD SPECIES/FINISH	BIRCH WOOD PAINTED AND STAINED. CUSTOM PAINTED FINISHES AVAILABLE
INTERIOR	NATURAL FINISH
ASSEMBLY METHOD	PREASSEMBLED
CARB CERTIFIED	CARB CERTIFIED FOR SALE IN CA
LEAD TIME	7-10 BUSINESS DAYS
SHIPS FROM	NEW JERSEY
SPECIAL FEATURES	LIMITED LIFETIME WARRANTY
VANITIES	BATHROOM DEPTHS AVAILABLE

Onyx Collection



SPECIFICATIONS	
FACE FRAME OR FRAMELESS	3/4 X 1 1/2 SOLID WOOD FACE FRAME
OVERLAY	FULL OVERLAY DOORS AND DRAWER FRONTS
DOOR AND DRAWER PANEL	WOOD FRAME, 3/8" MDF CENTER PANEL
BOX CONSTRUCTION	1/2 PLYWOOD CONSTRUCTION DOVETAILED INTO FACE FRAME
DRAWER BOX	5/8" SOLID WOOD DRAWER BOX WITH DOVETAIL CONSTRUCTION
SHELVES	5/8" SELECT PLYWOOD VENEER ADJUSTABLE SHELVES
DRAWER SLIDES	TANDEM PLUS BLUMOTION FULL EXTENSION UNDERMOUNT DRAWER RUNNERS
HINGES	BLUM CONCEALED COMPACT CLIP HINGES WITH QUICK-RELEASE TECHNOLOGY (6-WAY ADJUSTABLE)
DOOR STYLE	TRANSITIONAL
WOOD SPECIES/FINISH	BIRCH WOOD PAINTED AND STAINED. CUSTOM PAINTED FINISHES AVAILABLE
INTERIOR	NATURAL FINISH
ASSEMBLY METHOD	PREASSEMBLED
CARB CERTIFIED	CARB CERTIFIED FOR SALE IN CA
LEAD TIME	7-10 BUSINESS DAYS
SHIPS FROM	NEW JERSEY
SPECIAL FEATURES	LIMITED LIFETIME WARRANTY
VANITIES	BATHROOM DEPTHS AVAILABLE

Nexus Series



Denim Blue

Hunter Green


Sage Green

Ocean Blue

Pitch Black

Graphite Black

Pistachio Green



SPECIFICATIONS

FACE FRAME OR FRAMELESS	3/4 X 1 1/2 SOLID WOOD FACE FRAME
OVERLAY	FULL OVERLAY DOORS AND DRAWER FRONTS
DOOR AND DRAWER PANEL	WOOD FRAME, 3/8" MDF CENTER PANEL.
BOX CONSTRUCTION	1/2 PLYWOOD CONSTRUCTION DOVETAILED INTO FACE FRAME
DRAWER BOX	5/8" SOLID WOOD DRAWER BOX WITH DOVETAIL CONSTRUCTION
SHELVES	5/8" SELECT PLYWOOD VENEER ADJUSTABLE SHELVES
DRAWER SLIDES	TANDEM PLUS BLUMOTION FULL EXTENSION UNDERMOUNT DRAWER RUNNERS
HINGES	BLUM CONCEALED COMPACT CLIP HINGES WITH QUICK-RELEASE TECHNOLOGY (6-WAY ADJUSTABLE)
DOOR STYLE	TRANSITIONAL
WOOD SPECIES/FINISH	BIRCH WOOD PAINTED AND STAINED. CUSTOM PAINT FINISHES AVAILABLE
INTERIOR	NATURAL FINISH
ASSEMBLY METHOD	PREASSEMBLED
CARB CERTIFIED	CARB CERTIFIED FOR SALE IN CA
LEAD TIME	7-10 BUSINESS DAYS
SHIPS FROM	NEW JERSEY
SPECIAL FEATURES	LIMITED 5 WARRANTY
VANITIES	BATHROOM DEPTHS AVAILABLE


Hallmark Series

Frost



SPECIFICATIONS	
FACE FRAME OR FRAMELESS	3/4 X 1 1/2 SOLID WOOD FACE FRAME
OVERLAY	FULL OVERLAY DOORS AND DRAWER FRONTS
DOOR AND DRAWER PANEL	HDF DOOR, DRAWER, AND RAISED CENTER PANEL
BOX CONSTRUCTION	1/2 PLYWOOD CONSTRUCTION
DRAWER BOX	5/8" SOLID WOOD DRAWER BOX WITH DOVETAIL CONSTRUCTION
SHELVES	5/8" SELECT PLYWOOD VENEER ADJUSTABLE SHELVES
DRAWER SLIDES	TANDEM PLUS BLUMOTION UNDERMOUNT DRAWER RUNNERS
HINGES	COMPACT BLUMOTION SOFT-CLOSE MECHANISM (6-WAY ADJUSTABLE)
DOOR STYLE	TRADITIONAL/RAISED PANEL
WOOD SPECIES/FINISH	HDF/PAINTED
INTERIOR	NATURAL FINISH
ASSEMBLY METHOD	PREASSEMBLED
CARB CERTIFIED	CARB CERTIFIED FOR SALE IN CA
LEAD TIME	7-10 BUSINESS DAYS
SHIPS FROM	NEW JERSEY
SPECIAL FEATURES	BUDGET FRIENDLY/ LIMITED 5 YEAR WARRANTY
VANITIES	BATHROOM DEPTHS AVAILABLE

Luna Collection



SPECIFICATIONS	
FACE FRAME OR FRAMELESS	3/4 X 1 1/2 SOLID WOOD FACE FRAME
OVERLAY	FULL OVERLAY DOORS AND DRAWER FRONTS
DOOR AND DRAWER PANEL	HDF DOOR FRAMES WITH 5/8 MDF CENTER PANEL
BOX CONSTRUCTION	1/2 PLYWOOD CONSTRUCTION DOVETAILED INTO FACE FRAME
DRAWER BOX	5/8" SOLID WOOD DRAWER BOX WITH DOVETAIL CONSTRUCTION
SHELVES	5/8" SELECT PLYWOOD VENEER ADJUSTABLE SHELVES
DRAWER SLIDES	TANDEM PLUS BLUMOTION FULL EXTENSION UNDERMOUNT DRAWER RUNNERS
HINGES	BLUM CONCEALED COMPACT CLIP HINGES WITH QUICK-RELEASE TECHNOLOGY (6-WAY ADJUSTABLE)
DOOR STYLE	FLAT PANEL (MODERN SHAKER STYLE)
WOOD SPECIES/FINISH	BIRCH WOOD PAINTED AND STAINED. CUSTOM PAINT FINISHES AVAILABLE
INTERIOR	NATURAL FINISH
ASSEMBLY METHOD	PREASSEMBLED
CARB CERTIFIED	CARB CERTIFIED FOR SALE IN CA
LEAD TIME	7-10 BUSINESS DAYS
SHIPS FROM	NEW JERSEY
SPECIAL FEATURES	LIMITED LIFETIME WARRANTY
VANITIES	BATHROOM DEPTHS AVAILABLE

Imperio Collection



SPECIFICATIONS	
FACE FRAME OR FRAMELESS	3/4 X 1 1/2 SOLID WOOD FACE FRAME
OVERLAY	FULL OVERLAY DOORS AND DRAWER FRONTS
DOOR AND DRAWER PANEL	WOOD FRAME, MDF CENTER PANEL, APPLIED MOLDINGS
BOX CONSTRUCTION	1/2 PLYWOOD CONSTRUCTION DOVETAILED INTO FACE FRAME
SHELVES	5/8" SELECT PLYWOOD VENEER ADJUSTABLE SHELVES
DRAWER SLIDES	TANDEM PLUS BLUMOTION FULL EXTENSION CONCEALED DRAWER RUNNERS
DRAWER BOX	5/8" SOLID WOOD DRAWER BOX WITH DOVETAIL CONSTRUCTION
HINGES	BLUM CONCEALED COMPACT CLIP HINGES WITH QUICK-RELEASE TECHNOLOGY (6-WAY ADJUSTABLE)
DOOR STYLE	TRANSITIONAL
WOOD SPECIES/FINISH	BIRCH WOOD PAINTED AND STAINED. CUSTOM PAINT FINISHES AVAILABLE
INTERIOR	NATURAL FINISH
ASSEMBLY METHOD	PREASSEMBLED
CARB CERTIFIED	CARB CERTIFIED FOR SALE IN CA
LEAD TIME	7-10 BUSINESS DAYS
SHIPS FROM	NEW JERSEY
SPECIAL FEATURES	LIMITED LIFETIME WARRANTY
VANITIES	BATHROOM DEPTHS AVAILABLE


Catalina Collection



SPECIFICATIONS	
FACE FRAME OR FRAMELESS	FRAMELESS
OVERLAY	FULL OVERLAY
DOOR AND DRAWER PANEL	SLAB DOOR AND DRAWER/ MDF CORE.
BOX CONSTRUCTION	CUTTING-EDGE THREESPINE BOX CONSTRUCTION
SHELVES	3/4" EFB SHELVES EDGE-BANDED IN WHITE LINEN (TEXTURED)
DRAWER SLIDES	TANDEM PLUS BLUMOTION FULL EXTENSION CONCEALED DRAWER RUNNERS
DRAWER BOX	BLUM TANDEMBOX DELUXE DRAWER SYSTEM (PEARL GREY)
HINGES	BLUM CONCEALED COMPACT CLIP HINGES WITH QUICK-RELEASE TECHNOLOGY (6-WAY ADJUSTABLE)
DOOR STYLE	SLAB
WOOD SPECIES/FINISH	EFB/TEXTURED, GLOSS, MATTE FINISHES
INTERIOR	NEUTRAL WHITE LINEN PATTERN WITH SOFT GRAY ACCENTS
ASSEMBLY METHOD	PREASSEMBLED.
CARB CERTIFIED	CARB CERTIFIED FOR SALE IN CA
LEAD TIME	7-10 BUSINESS DAYS
SHIPS FROM	NEW JERSEY
SPECIAL FEATURES	LIMITED LIFETIME WARRANTY, 30+ COLORS
VANITIES	BATHROOM DEPTHS AVAILABLE

JSI

Upton Series



Available in
Recessed


SPECIFICATIONS	
FACE FRAME OR FRAMELESS	3/4 X 1 1/2 SOLID WOOD FACE FRAME
OVERLAY	FULL OVERLAY DOORS AND DRAWER FRONTS
DOOR AND DRAWER PANEL	RUSTIC MAPLE FRAME, 3/16" MDF PANEL/SLAB DRAWER
BOX CONSTRUCTION	1/2 PLYWOOD CONSTRUCTION DOVETAILED INTO FACE FRAME
SHELVES	5/8" SELECT PLYWOOD VENEER ADJUSTABLE SHELVES
DRAWER SLIDES	SOFT CLOSE FULL EXTENSION CONCEALED DRAWER RUNNERS
DRAWER BOX	3/4" UNASSEMBLED SOLID WOOD DRAWER BOX WITH DOVETAIL CONSTRUCTION
HINGES	SOFT CLOSE COMPACT (6-WAY ADJUSTABLE)
DOOR STYLE	FLAT PANNEL (SHAKER STYLE)
WOOD SPECIES/FINISH	RUSTIC MAPLE STAINED
INTERIOR	NATURAL MAPLE FINISH
ASSEMBLY METHOD	UNASSEMBLED OR PREASSEMBLED
CARB CERTIFIED	CARB CERTIFIED FOR SALE IN CA
LEAD TIME	5-10 BUSINESS DAYS
SHIPS FROM	IL, MA, CO, GA
SPECIAL FEATURES	MODIFICATIONS AVAILABLE
VANITIES	BATHROOM DEPTHS AVAILABLE

Amesbury Collection



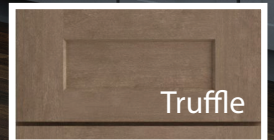

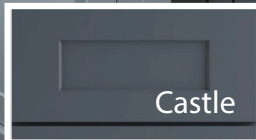
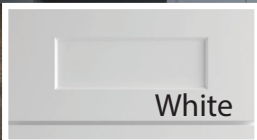

SPECIFICATIONS	
FACE FRAME OR FRAMELESS	3/4 X 1 1/2 SOLID WOOD FACE FRAME
OVERLAY	FULL OVERLAY DOORS AND DRAWER FRONTS
DOOR AND DRAWER PANEL	MAPLE FRAME, 3/16" MDF PANEL/SLAB TOP DRAWER.
BOX CONSTRUCTION	1/2 PLYWOOD CONSTRUCTION DOVETAILED INTO FACE FRAME
SHELVES	5/8" SELECT PLYWOOD VENEER ADJUSTABLE SHELVES
DRAWER SLIDES	SOFT CLOSE FULL EXTENSION CONCEALED DRAWER RUNNERS
DRAWER BOX	3/4" UNASSEMBLED SOLID WOOD DRAWER BOX WITH DOVE-TAIL CONSTRUCTION
HINGES	SOFT CLOSE COMPACT (6-WAY ADJUSTABLE)
DOOR STYLE	FLAT PANNEL (SHAKER STYLE)
WOOD SPECIES/FINISH	RUSTIC MAPLE STAINED
INTERIOR	NATURAL MAPLE FINISH
ASSEMBLY METHOD	UNASSEMBLED OR PREASSEMBLED.
CARB CERTIFIED	CARB CERTIFIED FOR SALE IN CA
LEAD TIME	5-10 BUSINESS DAYS
SHIPS FROM	IL, MA, CO, GA
SPECIAL FEATURES	MODIFICATIONS AVAILABLE
VANITIES	BATHROOM DEPTHS AVAILABLE

Dover Collection



SPECIFICATIONS	
FACE FRAME OR FRAMELESS	3/4 X 1 1/2 SOLID WOOD FACE FRAME
OVERLAY	FULL OVERLAY DOORS AND DRAWER FRONTS
DOOR AND DRAWER PANEL	MAPLE FRAME, 3/16" MDF PANEL/SLAB TOP DRAWER
BOX CONSTRUCTION	1/2 PLYWOOD CONSTRUCTION DOVETAILED INTO FACE FRAME
SHELVES	5/8" SELECT PLYWOOD VENEER ADJUSTABLE SHELVES
DRAWER SLIDES	SOFT CLOSE FULL EXTENSION CONCEALED DRAWER RUNNERS
DRAWER BOX	3/4" UNASSEMBLED SOLID WOOD DRAWER BOX WITH DOVETAIL CONSTRUCTION
HINGES	SOFT CLOSE COMPACT (6-WAY ADJUSTABLE)
DOOR STYLE	FLAT PANNEL (SHAKER STYLE)
WOOD SPECIES/FINISH	MAPLE STAINED AND PAINTED OPTIONS
INTERIOR	NATURAL MAPLE FINISH
ASSEMBLY METHOD	UNASSEMBLED OR PREASSEMBLED
CARB CERTIFIED	CARB CERTIFIED FOR SALE IN CA
LEAD TIME	5-10 BUSINESS DAYS
SHIPS FROM	IL, MA, CO, GA
SPECIAL FEATURES	MODIFICATIONS AVAILABLE
VANITIES	BATHROOM DEPTHS AVAILABLE

Essex Collection



SPECIFICATIONS	
FACE FRAME OR FRAMELESS	3/4 X 1 1/2 SOLID WOOD FACE FRAME
OVERLAY	FULL OVERLAY DOORS AND DRAWER FRONTS
DOOR AND DRAWER PANEL	MAPLE FRAME, 3/16" MDF PANEL/FLAT PANEL TOP DRAWER.
BOX CONSTRUCTION	1/2 PLYWOOD CONSTRUCTION DOVETAILED INTO FACE FRAME
SHELVES	5/8" SELECT PLYWOOD VENEER ADJUSTABLE SHELVES
DRAWER SLIDES	SOFT CLOSE FULL EXTENSION CONCEALED DRAWER RUNNERS
DRAWER BOX	3/4" UNASSEMBLED SOLID WOOD DRAWER BOX WITH DOVE-TAIL CONSTRUCTION
HINGES	SOFT CLOSE COMPACT (6-WAY ADJUSTABLE)
DOOR STYLE	FLAT PANNEL (SHAKER STYLE)
WOOD SPECIES/FINISH	MAPLE STAINED AND PAINTED OPTIONS
INTERIOR	NATURAL MAPLE FINISH
ASSEMBLY METHOD	UNASSEMBLED OR PREASSEMBLED.
CARB CERTIFIED	CARB CERTIFIED FOR SALE IN CA
LEAD TIME	5-10 BUSINESS DAYS
SHIPS FROM	IL, MA, CO, GA
SPECIAL FEATURES	MODIFICATIONS AVAILABLE
VANITIES	BATHROOM DEPTHS AVAILABLE

Trenton Series



Available in
Slab

SPECIFICATIONS	
FACE FRAME OR FRAMELESS	3/4 X 1 1/2 SOLID WOOD FACE FRAME
OVERLAY	FULL OVERLAY DOORS AND DRAWER FRONTS
DOOR AND DRAWER PANEL	MAPLE FRAME, 3/16" MDF PANEL/TOP DRAWER RECESSED OR SLAB
BOX CONSTRUCTION	1/2 PLYWOOD CONSTRUCTION DOVETAILED INTO FACE FRAME
SHELVES	5/8" SELECT PLYWOOD VENEER ADJUSTABLE SHELVES
DRAWER SLIDES	SOFT CLOSE FULL EXTENSION CONCEALED DRAWER RUNNERS
DRAWER BOX	3/4" UNASSEMBLED SOLID WOOD DRAWER BOX WITH DOVETAIL CONSTRUCTION
HINGES	SOFT CLOSE COMPACT (6-WAY ADJUSTABLE)
DOOR STYLE	TRANSITIONAL
WOOD SPECIES/FINISH	MAPLE PAINTED
INTERIOR	NATURAL MAPLE FINISH
ASSEMBLY METHOD	UNASSEMBLED OR PREASSEMBLED.
CARB CERTIFIED	CARB CERTIFIED FOR SALE IN CA
LEAD TIME	5-10 BUSINESS DAYS
SHIPS FROM	IL, MA, CO, GA
SPECIAL FEATURES	MODIFICATIONS AVAILABLE
VANITIES	BATHROOM DEPTHS AVAILABLE

Yarmouth Series




Available in
Slab

SPECIFICATIONS	
FACE FRAME OR FRAMELESS	3/4 X 1 1/2 SOLID WOOD FACE FRAME
OVERLAY	FULL OVERLAY DOORS AND DRAWER FRONTS
DOOR AND DRAWER PANEL	MAPLE FRAME, MDF PANEL RAISED PANEL/ TOP DRAWER RAISED OR SLAB
BOX CONSTRUCTION	1/2 PLYWOOD CONSTRUCTION DOVETAILED INTO FACE FRAME
SHELVES	5/8" SELECT PLYWOOD VENEER ADJUSTABLE SHELVES
DRAWER SLIDES	SOFT CLOSE FULL EXTENSION CONCEALED DRAWER RUNNERS
DRAWER BOX	3/4" UNASSEMBLED SOLID WOOD DRAWER BOX WITH DOVETAIL CONSTRUCTION
HINGES	SOFT CLOSE COMPACT (6-WAY ADJUSTABLE)
DOOR STYLE	RAISED PANEL
WOOD SPECIES/FINISH	MAPLE PAINTED
INTERIOR	NATURAL MAPLE FINISH
ASSEMBLY METHOD	UNASSEMBLED OR PREASSEMBLED.
CARB CERTIFIED	CARB CERTIFIED FOR SALE IN CA
LEAD TIME	5-10 BUSINESS DAYS
SHIPS FROM	IL, MA, CO, GA
SPECIAL FEATURES	MODIFICATIONS AVAILABLE
VANITIES	BATHROOM DEPTHS AVAILABLE

Legend

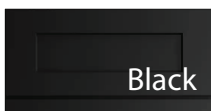

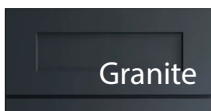

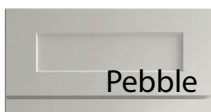





Rainier



Painted

Stained

Rustic



SPECIFICATIONS	
FACE FRAME OR FRAMELESS	3/4 X 1 1/2 SOLID BIRCH FACE FRAME
OVERLAY	FULL OVERLAY DOORS AND DRAWER FRONTS
DOOR AND DRAWER PANEL	BIRCH FRAME, MDF CENTER PANEL / DRAWER RECESSED PANEL
BOX CONSTRUCTION	1/2 PLYWOOD CONSTRUCTION DOVETAILED INTO FACE FRAME
SHELVES	3/4" SELECT PLYWOOD VENEER ADJUSTABLE SHELVES
DRAWER SLIDES	SOFT CLOSE FULL EXTENSION CONCEALED DRAWER RUNNERS
DRAWER BOX	5/8" WOOD DRAWER BOX WITH HIDDEN DOVETAIL CONSTRUCTION
HINGES	SOFT CLOSE COMPACT (6-WAY ADJUSTABLE)
DOOR STYLE	FLAT PANEL (SHAKER)
WOOD SPECIES/FINISH	BIRCH PAINTED AND STAINED
INTERIOR	NATURAL FINISH
ASSEMBLY METHOD	PREASSEMBLED
CARB CERTIFIED	CARB CERTIFIED FOR SALE IN CA
LEAD TIME	20 BUSINESS DAYS TO SHIP
SHIPS FROM	MN
SPECIAL FEATURES	MADE IN AMERICA - MODIFICATIONS AVAILABLE
VANITIES	BATHROOM DEPTHS AVAILABLE

Niagara



Painted Glacier / Stained Mist



Painted

Stained


Rustic



SPECIFICATIONS	
FACE FRAME OR FRAMELESS	3/4 X 1 1/2 SOLID BIRCH FACE FRAME
OVERLAY	FULL OVERLAY DOORS AND DRAWER FRONTS
DOOR AND DRAWER PANEL	BIRCH FRAME, MDF CENTER PANEL / DRAWER RECESSED PANEL
BOX CONSTRUCTION	1/2 PLYWOOD CONSTRUCTION DOVETAILED INTO FACE FRAME
SHELVES	3/4" SELECT PLYWOOD VENEER ADJUSTABLE SHELVES
DRAWER SLIDES	SOFT CLOSE FULL EXTENSION CONCEALED DRAWER RUNNERS
DRAWER BOX	5/8" WOOD DRAWER BOX WITH HIDDEN DOVETAIL CONSTRUCTION
HINGES	SOFT CLOSE COMPACT (6-WAY ADJUSTABLE)
DOOR STYLE	TRANSITIONAL
WOOD SPECIES/FINISH	BIRCH PAINTED AND STAINED
INTERIOR	NATURAL FINISH
ASSEMBLY METHOD	PREASSEMBLED
CARB CERTIFIED	CARB CERTIFIED FOR SALE IN CA
LEAD TIME	20 BUSINESS DAYS TO SHIP
SHIPS FROM	MN
SPECIAL FEATURES	MADE IN AMERICA - MODIFICATIONS AVAILABLE
VANITIES	BATHROOM DEPTHS AVAILABLE

Denali

Painted White / Rustic Acorn



DISTRIBUTION	
FACE FRAME OR FRAMELESS	3/4 X 1 1/2 SOLID BIRCH FACE FRAME
OVERLAY	FULL OVERLAY DOORS AND DRAWER FRONTS
DOOR AND DRAWER PANEL	BIRCH FRAME, MDF CENTER PANEL / DRAWER RECESSED PANEL
BOX CONSTRUCTION	1/2 PLYWOOD CONSTRUCTION DOVETAILED INTO FACE FRAME
SHELVES	3/4" SELECT PLYWOOD VENEER ADJUSTABLE SHELVES
DRAWER SLIDES	SOFT CLOSE FULL EXTENSION CONCEALED DRAWER RUNNERS
DRAWER BOX	5/8" WOOD DRAWER BOX WITH HIDDEN DOVETAIL CONSTRUCTION
HINGES	SOFT CLOSE COMPACT (6-WAY ADJUSTABLE)
DOOR STYLE	TRANSITIONAL
WOOD SPECIES/FINISH	BIRCH PAINTED AND STAINED
INTERIOR	NATURAL FINISH
ASSEMBLY METHOD	PREASSEMBLED
CARB CERTIFIED	CARB CERTIFIED FOR SALE IN CA
LEAD TIME	20 BUSINESS DAYS TO SHIP
SHIPS FROM	MN
SPECIAL FEATURES	MADE IN AMERICA - MODIFICATIONS AVAILABLE
VANITIES	BATHROOM DEPTHS AVAILABLE

Rushmore



Stained Flint



Painted

Stained

White	Acorn
Glacier	Flint
Pebble	Mist
Granite	Drift
Black	

SPECIFICATIONS	
FACE FRAME OR FRAMELESS	3/4 X 1 1/2 SOLID BIRCH FACE FRAME
OVERLAY	FULL OVERLAY DOORS AND DRAWER FRONTS
DOOR AND DRAWER PANEL	BIRCH SLAB / DRAWER SLAB
BOX CONSTRUCTION	1/2 PLYWOOD CONSTRUCTION DOVETAILED INTO FACE FRAME
SHELVES	3/4" SELECT PLYWOOD VENEER ADJUSTABLE SHELVES
DRAWER SLIDES	SOFT CLOSE FULL EXTENSION CONCEALED DRAWER RUNNERS
DRAWER BOX	5/8" WOOD DRAWER BOX WITH HIDDEN DOVETAIL CONSTRUCTION
HINGES	SOFT CLOSE COMPACT (6-WAY ADJUSTABLE)
DOOR STYLE	TRANSITIONAL
WOOD SPECIES/FINISH	BIRCH PAINTED AND STAINED
INTERIOR	NATURAL FINISH
ASSEMBLY METHOD	PREASSEMBLED
CARB CERTIFIED	CARB CERTIFIED FOR SALE IN CA
LEAD TIME	20 BUSINESS DAYS TO SHIP
SHIPS FROM	MN
SPECIAL FEATURES	MADE IN AMERICA - MODIFICATIONS AVAILABLE
VANITIES	BATHROOM DEPTHS AVAILABLE

Teton

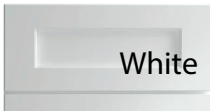


Rustic Mist


Painted

Stained


Rustic



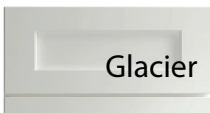
White



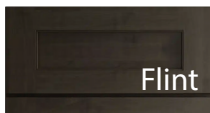
Acorn



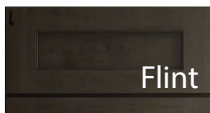
Acorn



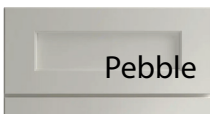
Glacier




Flint




Flint



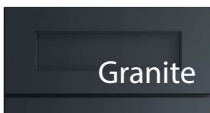
Pebble




Mist




Mist



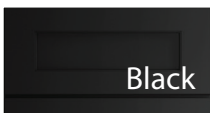
Granite



Drift



Drift



Black




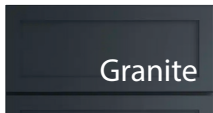
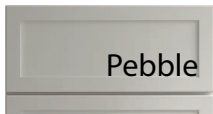
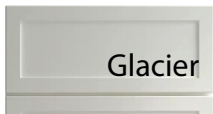
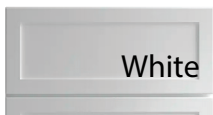
Natural

SPECIFICATIONS	
FACE FRAME OR FRAMELESS	3/4 X 1 1/2 SOLID BIRCH FACE FRAME
OVERLAY	FULL OVERLAY DOORS AND DRAWER FRONTS
DOOR AND DRAWER PANEL	BIRCH FRAME, MDF CENTER PANEL / DRAWER RECESSED PANEL
BOX CONSTRUCTION	1/2 PLYWOOD CONSTRUCTION DOVETAILED INTO FACE FRAME
SHELVES	3/4" SELECT PLYWOOD VENEER ADJUSTABLE SHELVES
DRAWER SLIDES	SOFT CLOSE FULL EXTENSION CONCEALED DRAWER RUNNERS
DRAWER BOX	5/8" WOOD DRAWER BOX WITH HIDDEN DOVETAIL CONSTRUCTION
HINGES	SOFT CLOSE COMPACT (6-WAY ADJUSTABLE)
DOOR STYLE	TRANSITIONAL
WOOD SPECIES/FINISH	BIRCH PAINTED AND STAINED
INTERIOR	NATURAL FINISH
ASSEMBLY METHOD	PREASSEMBLED
CARB CERTIFIED	CARB CERTIFIED FOR SALE IN CA
LEAD TIME	20 BUSINESS DAYS TO SHIP
SHIPS FROM	MN
SPECIAL FEATURES	MADE IN AMERICA - MODIFICATIONS AVAILABLE
VANITIES	BATHROOM DEPTHS AVAILABLE


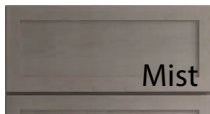
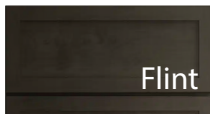

Sierra



Painted



Stained



SPECIFICATIONS	
FACE FRAME OR FRAMELESS	3/4 X 1 1/2 SOLID BIRCH FACE FRAME
OVERLAY	FULL OVERLAY DOORS AND DRAWER FRONTS
DOOR AND DRAWER PANEL	BIRCH FRAME, MDF CENTER PANEL / DRAWER RECESSED PANEL
BOX CONSTRUCTION	1/2 PLYWOOD CONSTRUCTION DOVETAILED INTO FACE FRAME
SHELVES	3/4" SELECT PLYWOOD VENEER ADJUSTABLE SHELVES
DRAWER SLIDES	SOFT CLOSE FULL EXTENSION CONCEALED DRAWER RUNNERS
DRAWER BOX	5/8" WOOD DRAWER BOX WITH HIDDEN DOVETAIL CONSTRUCTION
HINGES	SOFT CLOSE COMPACT (6-WAY ADJUSTABLE)
DOOR STYLE	FLAT PANEL (MODERN SHAKER)
WOOD SPECIES/FINISH	BIRCH PAINTED AND STAINED
INTERIOR	NATURAL FINISH
ASSEMBLY METHOD	PREASSEMBLED
CARB CERTIFIED	CARB CERTIFIED FOR SALE IN CA
LEAD TIME	20 BUSINESS DAYS TO SHIP
SHIPS FROM	MN
SPECIAL FEATURES	MADE IN AMERICA - MODIFICATIONS AVAILABLE
VANITIES	BATHROOM DEPTHS AVAILABLE

GHI



Arcadia White Shaker



SPECIFICATIONS	
FACE FRAME OR FRAMELESS	3/4 X 1 1/2 SOLID BIRCH FACE FRAME
OVERLAY	FULL OVERLAY DOORS AND DRAWER FRONTS
DOOR AND DRAWER PANEL	HDF FRAME AND CENTER PANEL
BOX CONSTRUCTION	1/2 PLYWOOD CONSTRUCTION CAMLOCK ASSEMBLY
SHELVES	5/8" MULTI-PLY HARDWARE PLYWOOD VENEER ADJUSTABLE SHELVES
DRAWER SLIDES	SOFT CLOSE FULL EXTENSION CONCEALED DRAWER RUNNERS
DRAWER BOX	5/8" SOLID WOOD DRAWER BOX WITH 3/8 DRAWER BOTTOMS, DOVETAIL CONSTRUCTION
HINGES	COMPACT SOFT CLOSE, CONCEALED, 110 DEGREE OPENING
DOOR STYLE	FLAT PANEL (SHAKER STYLE)
WOOD SPECIES/FINISH	MDF PAINTED
INTERIOR	NATURAL FINISH
ASSEMBLY METHOD	UNASSEMBLED
CARB CERTIFIED	CARB CERTIFIED FOR SALE IN CA
LEAD TIME	5-10 BUSINESS DAYS
SHIPS FROM	PA
SPECIAL FEATURES	BUDGET FRIENDLY!
VANITIES	BATHROOM DEPTHS AVAILABLE

Mohave Shaker



SPECIFICATIONS	
FACE FRAME OR FRAMELESS	3/4 X 1 1/2 SOLID BIRCH FACE FRAME
OVERLAY	FULL OVERLAY DOORS AND DRAWER FRONTS
DOOR AND DRAWER PANEL	HDF FRAME AND CENTER PANEL
BOX CONSTRUCTION	1/2 PLYWOOD CONSTRUCTION CAMLOCK ASSEMBLY
SHELVES	5/8" MULTI-PLY HARDWARE PLYWOOD VENEER ADJUSTABLE SHELVES
DRAWER SLIDES	SOFT CLOSE FULL EXTENSION CONCEALED DRAWER RUNNERS
DRAWER BOX	5/8" SOLID WOOD DRAWER BOX WITH 3/8 DRAWER BOTTOMS, DOVETAIL CONSTRUCTION
HINGES	COMPACT SOFT CLOSE, CONCEALED, 110 DEGREE OPENING
DOOR STYLE	FLAT PANEL (SHAKER STYLE)
WOOD SPECIES/FINISH	MDF PAINTED
INTERIOR	NATURAL FINISH
ASSEMBLY METHOD	UNASSEMBLED
CARB CERTIFIED	CARB CERTIFIED FOR SALE IN CA
LEAD TIME	5-10 BUSINESS DAYS
SHIPS FROM	PA
SPECIAL FEATURES	BUDGET FRIENDLY!
VANITIES	BATHROOM DEPTHS AVAILABLE

Pacific Gray



SPECIFICATIONS	
FACE FRAME OR FRAMELESS	3/4 X 1 1/2 SOLID BIRCH FACE FRAME
OVERLAY	FULL OVERLAY DOORS AND DRAWER FRONTS
DOOR AND DRAWER PANEL	HDF FRAME AND CENTER PANEL
BOX CONSTRUCTION	1/2 PLYWOOD CONSTRUCTION CAMLOCK ASSEMBLY
SHELVES	5/8" MULTI-PLY HARDWARE PLYWOOD VENEER ADJUSTABLE SHELVES
DRAWER SLIDES	SOFT CLOSE FULL EXTENSION CONCEALED DRAWER RUNNERS
DRAWER BOX	5/8" SOLID WOOD DRAWER BOX WITH 3/8 DRAWER BOTTOMS, DOVETAIL CONSTRUCTION
HINGES	COMPACT SOFT CLOSE, CONCEALED, 110 DEGREE OPENING
DOOR STYLE	FLAT PANEL (SHAKER STYLE)
WOOD SPECIES/FINISH	MDF PAINTED
INTERIOR	NATURAL FINISH
ASSEMBLY METHOD	UNASSEMBLED
CARB CERTIFIED	CARB CERTIFIED FOR SALE IN CA
LEAD TIME	5-10 BUSINESS DAYS
SHIPS FROM	PA
SPECIAL FEATURES	BUDGET FRIENDLY!
VANITIES	BATHROOM DEPTHS AVAILABLE

Stone Harbor Gray



SPECIFICATIONS	
FACE FRAME OR FRAMELESS	3/4 X 1 1/2 SOLID BIRCH FACE FRAME
OVERLAY	FULL OVERLAY DOORS AND DRAWER FRONTS
DOOR AND DRAWER PANEL	HDF FRAME AND CENTER PANEL
BOX CONSTRUCTION	1/2 PLYWOOD CONSTRUCTION CAMLOCK ASSEMBLY
SHELVES	5/8" MULTI-PLY HARDWARE PLYWOOD VENEER ADJUSTABLE SHELVES
DRAWER SLIDES	SOFT CLOSE FULL EXTENSION CONCEALED DRAWER RUNNERS
DRAWER BOX	5/8" SOLID WOOD DRAWER BOX WITH 3/8 DRAWER BOTTOMS, DOVETAIL CONSTRUCTION
HINGES	COMPACT SOFT CLOSE, CONCEALED, 110 DEGREE OPENING
DOOR STYLE	FLAT PANEL (SHAKER STYLE)
WOOD SPECIES/FINISH	MDF PAINTED
INTERIOR	NATURAL FINISH
ASSEMBLY METHOD	UNASSEMBLED
CARB CERTIFIED	CARB CERTIFIED FOR SALE IN CA
LEAD TIME	5-10 BUSINESS DAYS
SHIPS FROM	PA
SPECIAL FEATURES	BUDGET FRIENDLY!
VANITIES	BATHROOM DEPTHS AVAILABLE

Frontier Shaker



SPECIFICATIONS	
FACE FRAME OR FRAMELESS	3/4 X 1 1/2 SOLID BIRCH FACE FRAME
OVERLAY	FULL OVERLAY DOORS AND DRAWER FRONTS
DOOR AND DRAWER PANEL	3/4" SOLID HARDWOOD FRAME, FLAT MDF CENTER PANEL
BOX CONSTRUCTION	1/2 PLYWOOD CONSTRUCTION CAMLOCK ASSEMBLY
SHELVES	5/8" MULTI-PLY HARDWARE PLYWOOD VENEER ADJUSTABLE SHELVES
DRAWER SLIDES	SOFT CLOSE FULL EXTENSION CONCEALED DRAWER RUNNERS
DRAWER BOX	5/8" SOLID WOOD DRAWER BOX WITH 3/8" DRAWER BOTTOMS, DOVETAIL CONSTRUCTION
HINGES	COMPACT SOFT CLOSE, CONCEALED, 110 DEGREE OPENING
DOOR STYLE	FLAT PANEL (SHAKER STYLE)
WOOD SPECIES/FINISH	MDF PAINTED
INTERIOR	NATURAL FINISH
ASSEMBLY METHOD	UNASSEMBLED
CARB CERTIFIED	CARB CERTIFIED FOR SALE IN CA
LEAD TIME	5-10 BUSINESS DAYS
SHIPS FROM	PA
SPECIAL FEATURES	BUDGET FRIENDLY!
VANITIES	BATHROOM DEPTHS AVAILABLE

Rustic Walnut Shaker



SPECIFICATIONS	
FACE FRAME OR FRAMELESS	3/4 X 1 1/2 SOLID BIRCH FACE FRAME
OVERLAY	FULL OVERLAY DOORS AND DRAWER FRONTS
DOOR AND DRAWER PANEL	3/4" SOLID HARDWOOD FRAME, FLAT MDF CENTER PANEL
BOX CONSTRUCTION	1/2 PLYWOOD CONSTRUCTION CAMLOCK ASSEMBLY
SHELVES	5/8" MULTI-PLY HARDWARE PLYWOOD VENEER ADJUSTABLE SHELVES
DRAWER SLIDES	SOFT CLOSE FULL EXTENSION CONCEALED DRAWER RUNNERS
DRAWER BOX	5/8" SOLID WOOD DRAWER BOX WITH 3/8" DRAWER BOTTOMS, DOVETAIL CONSTRUCTION
HINGES	COMPACT SOFT CLOSE, CONCEALED, 110 DEGREE OPENING
DOOR STYLE	FLAT PANEL (SHAKER STYLE)
WOOD SPECIES/FINISH	MDF PAINTED
INTERIOR	NATURAL FINISH
ASSEMBLY METHOD	UNASSEMBLED
CARB CERTIFIED	CARB CERTIFIED FOR SALE IN CA
LEAD TIME	5-10 BUSINESS DAYS
SHIPS FROM	PA
SPECIAL FEATURES	BUDGET FRIENDLY!
VANITIES	BATHROOM DEPTHS AVAILABLE

Nantucket Linen



SPECIFICATIONS	
FACE FRAME OR FRAMELESS	3/4 X 1 1/2 SOLID BIRCH FACE FRAME
OVERLAY	FULL OVERLAY DOORS AND DRAWER FRONTS
DOOR AND DRAWER PANEL	3/4" HDF FRAME AND CENTER PANEL
BOX CONSTRUCTION	1/2 PLYWOOD CONSTRUCTION CAMLOCK ASSEMBLY
SHELVES	3/4" MULTI-PLY HARDWARE PLYWOOD VENEER ADJUSTABLE SHELVES
DRAWER SLIDES	SOFT CLOSE FULL EXTENSION CONCEALED DRAWER RUNNERS
DRAWER BOX	5/8" SOLID WOOD DRAWER BOX WITH 3/8" DRAWER BOTTOMS, DOVETAIL CONSTRUCTION
HINGES	COMPACT SOFT CLOSE, CONCEALED, 110 DEGREE OPENING
DOOR STYLE	RAISED PANEL
WOOD SPECIES/FINISH	MDF PAINTED
INTERIOR	NATURAL FINISH
ASSEMBLY METHOD	UNASSEMBLED
CARB CERTIFIED	CARB CERTIFIED FOR SALE IN CA
LEAD TIME	5-10 BUSINESS DAYS
SHIPS FROM	PA
SPECIAL FEATURES	BUDGET FRIENDLY!
VANITIES	BATHROOM DEPTHS AVAILABLE

Newport White



SPECIFICATIONS	
FACE FRAME OR FRAMELESS	3/4 X 1 1/2 SOLID BIRCH FACE FRAME
OVERLAY	FULL OVERLAY DOORS AND DRAWER FRONTS
DOOR AND DRAWER PANEL	3/4" HDF FRAME AND CENTER PANEL
BOX CONSTRUCTION	1/2 PLYWOOD CONSTRUCTION CAMLOCK ASSEMBLY
SHELVES	3/4" MULTI-PLY HARDWARE PLYWOOD VENEER ADJUSTABLE SHELVES
DRAWER SLIDES	SOFT CLOSE FULL EXTENSION CONCEALED DRAWER RUNNERS
DRAWER BOX	5/8" SOLID WOOD DRAWER BOX WITH 3/8" DRAWER BOTTOMS, DOVETAIL CONSTRUCTION
HINGES	COMPACT SOFT CLOSE, CONCEALED, 110 DEGREE OPENING
DOOR STYLE	RAISED PANEL
WOOD SPECIES/FINISH	MDF PAINTED
INTERIOR	NATURAL FINISH
ASSEMBLY METHOD	UNASSEMBLED
CARB CERTIFIED	CARB CERTIFIED FOR SALE IN CA
LEAD TIME	5-10 BUSINESS DAYS
SHIPS FROM	PA
SPECIAL FEATURES	BUDGET FRIENDLY!
VANITIES	BATHROOM DEPTHS AVAILABLE

Regal Oak



SPECIFICATIONS	
FACE FRAME OR FRAMELESS	3/4" X 1 1/2" PARALLEL MULTI-PLY HARDWOOD PLYWOOD
OVERLAY	PARTIAL
DOOR AND DRAWER PANEL	3/4" SOLID HARDWOOD WITH STRAIGHT TOP VENEER RAISED CENTER PANEL.
BOX CONSTRUCTION	1/2" PLYWOOD CONSTRUCTION CAMLOCK ASSEMBLY
SHELVES	3/4" MULTI-PLY HARDWARE PLYWOOD VENEER ADJUSTABLE SHELVES
DRAWER SLIDES	SIDE MOUNT, EPOXY COATED 3/4" EXTENSION
DRAWER BOX	5/8" SOLID WOOD DRAWER BOX WITH 3/8" DRAWER BOTTOMS, DOVETAIL CONSTRUCTION
HINGES	CONCEALED, 110 DEGREE OPENING
DOOR STYLE	RAISED PANEL
WOOD SPECIES/FINISH	STAINED HARDWOOD AND VENEER
INTERIOR	NATURAL FINISH
ASSEMBLY METHOD	UNASSEMBLED
CARB CERTIFIED	CARB CERTIFIED FOR SALE IN CA
LEAD TIME	5-10 BUSINESS DAYS
SHIPS FROM	PA
SPECIAL FEATURES	BUDGET FRIENDLY!
VANITIES	BATHROOM DEPTHS AVAILABLE

Charleston Traditional Cognac




SPECIFICATIONS	
FACE FRAME OR FRAMELESS	3/4" X 1 1/2" SOLID HARDWOOD
OVERLAY	FULL OVERLAY
DOOR AND DRAWER PANEL	3/4" SOLID HARDWOOD WITH STRAIGHT TOP VENEER RAISED CENTER PANEL
BOX CONSTRUCTION	1/2" PLYWOOD CONSTRUCTION CAMLOCK ASSEMBLY
SHELVES	3/4" MULTI-PLY HARDWARE PLYWOOD VENEER ADJUSTABLE SHELVES
DRAWER SLIDES	SIDE MOUNT, EPOXY COATED 3/4" EXTENSION
DRAWER BOX	1/2" SOLID WOOD DRAWER BOX WITH 3/8" DRAWER BOTTOMS, DOVETAIL CONSTRUCTION
HINGES	CONCEALED, 110 DEGREE OPENING
DOOR STYLE	RAISED PANEL
WOOD SPECIES/FINISH	STAINED HARDWOOD AND VENEER
INTERIOR	NATURAL FINISH
ASSEMBLY METHOD	UNASSEMBLED
CARB CERTIFIED	CARB CERTIFIED FOR SALE IN CA
LEAD TIME	5-10 BUSINESS DAYS
SHIPS FROM	PA
SPECIAL FEATURES	BUDGET FRIENDLY!
VANITIES	BATHROOM DEPTHS AVAILABLE


OpenAir Outdoor Cabinetry



High Density Polyethylene (HDPE) made from recycled materials. Resists mold, mildew, fugus, and bacteria.



Please call 800-882-009
Monday-Friday
8:00am-4:30pm (CST)
to learn about color and
style options available.



Lined writing area with horizontal lines.



N169W21008 Meadow Ln.
Jackson WI, 53037

(262) 365-7960

cshardware.com

Legend Niagra Flint
Page 19

